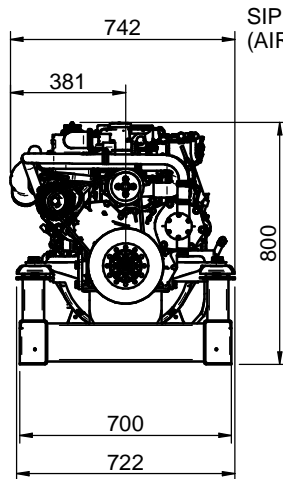
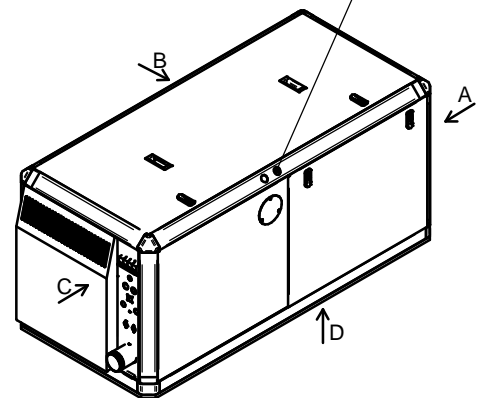


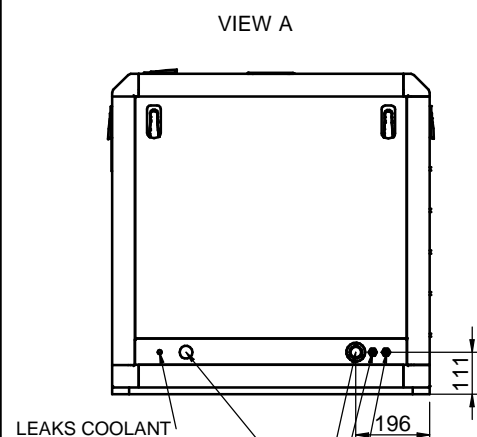
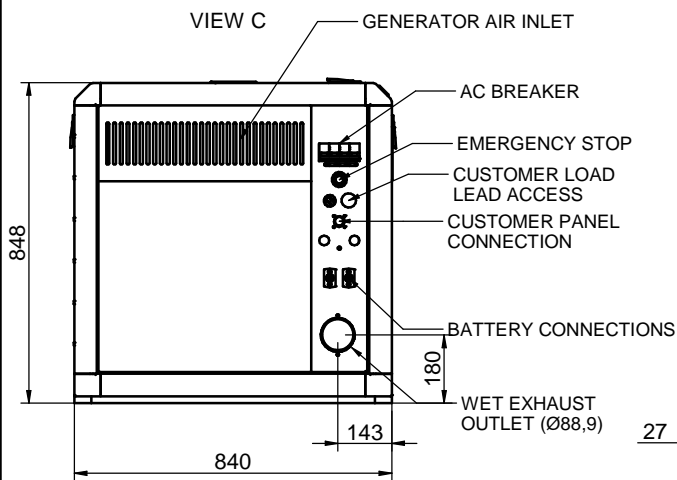
(68 GT / 84 GTA)



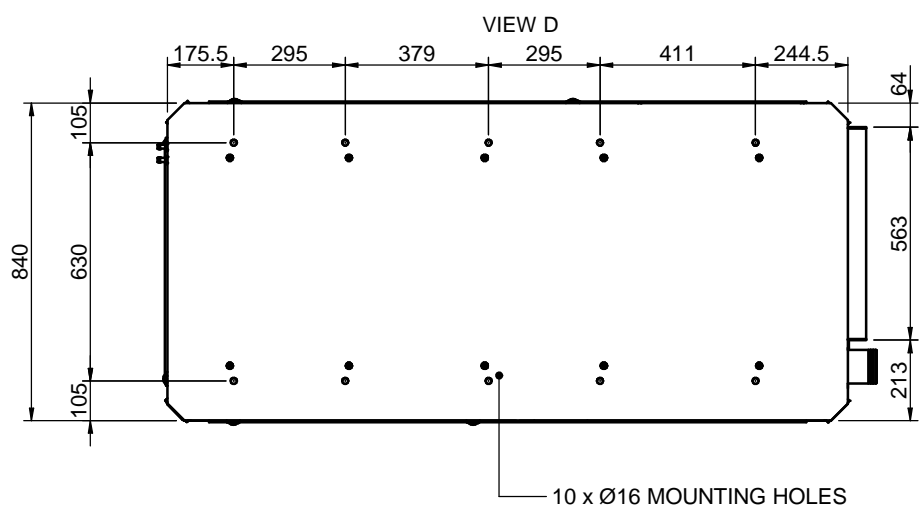
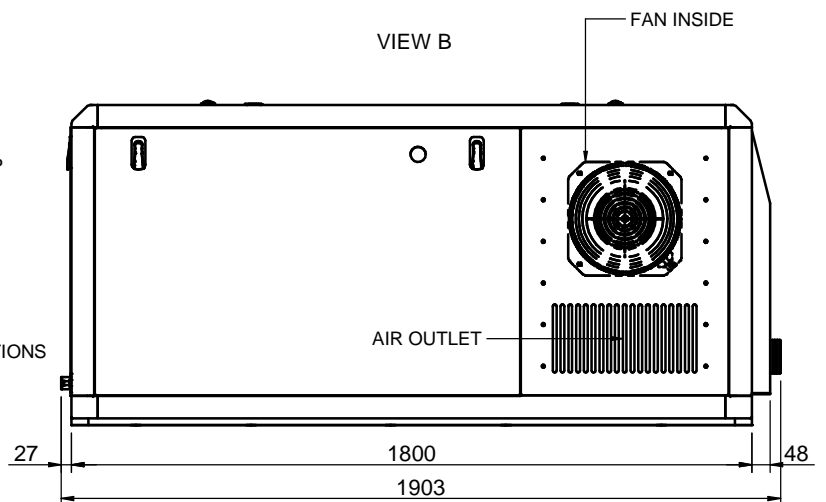
SIPHON BREAK CONNECTIONS
(AIR VENT SYSTEM-OPTIONAL KIT)



(68 GTC / 84 GTAC)



LEAKS COOLANT
OUTLET (Ø8)
SEA WATER INLET (Ø32)
(ONLY DRY EXHAUST)
SEA WATER INLET (Ø32)
FUEL INLET (Ø11)
FUEL RETURN (Ø11)



Medidas Nominales (mm)	100	GRUPO 68 GT-68 GTC PARALELO / 84 GTA-84 GTAC PARALELO				
	a 300	GENSET 68 GT-68 GTC PARALLEL / 84 GTA-84 GTAC PARALLEL				
6	30	MATERIAL	ACABADO	TRATAMIENTO	PRESENTACION	ESCALA
a 6	30	DIBUJADO P. IGLESIAS	VERIFICADO	GRADO PRECISION	FECHA CREACION	ULTIMA REVISION
					20/10/2017	01/01/2022
Grado de Precision DIN-7168	Fino			SOLÉ, S.A.		FA0784 FA0785 FA1449 FA1450